

ACR | Education Exchange
APRIL 28—MAY 1, 2022 • ORLANDO, FLORIDA



Quick Start Guide

AMERICAN COLLEGE
of RHEUMATOLOGY
Empowering Rheumatology Professionals

Quick Start Guide

ACR | Education Exchange
APRIL 28—MAY 1, 2022 • ORLANDO, FLORIDA



Whether you join us in person or virtually, we want you to have the best meeting experience at the 2022 ACR Education Exchange. Check out the top four things you can do to get started!

1 | Activate Your Account

First things first. Before the start of the meeting, you will receive an email featuring your access link and instructions. Click the **ACTIVATE ACCOUNT** button, set your password, and click **COMPLETE PROFILE** to set up your profile on the virtual meeting site.

NOTE: If you previously attended an ACR virtual meeting (e.g., ACR Convergence, SOTA) and already have an account, you'll see your details pre-filled and simply need to click **COMPLETE PROFILE** to enter the meeting site. You will use your existing username and password.


Profile Tips:


- Upload a photo to personalize your profile
- Select your **Specialty** to connect with similar participants
- If you need to edit your profile in the future, select **Edit My Profile** under your name in the top right-hand corner.




IMPORTANT: You can access the meeting site from any browser **EXCEPT** Internet Explorer


Activate your account

First name 

Last name 

Middle Name 

Email

Create Password 

I agree to the [Terms and Conditions](#)

COMPLETE PROFILE **CONTINUE TO APP**

Quick Start Guide

ACR | Education Exchange
APRIL 28–MAY 1, 2022 • ORLANDO, FLORIDA



2 | View Your Agenda

- Find **PROGRAM** in the main navigation and view **AGENDA** pages by meeting, by day, or by all meetings combined
- If searching **AGENDA--ALL MEETINGS**, browse sessions by day/date or use the filters on the right to search by session name, description, meeting, primary topic and session format
- Simply click the plus (+) sign to add a session to your agenda or click again to remove it
- If you want more detail, click directly on the session; you can also add or remove the session from this view
- You can find all sessions you've selected in **MY AGENDA** in the main navigation under **Program**

The screenshot shows the ACR Education Exchange website interface. At the top, there is a navigation bar with 'Home', 'Program', 'People', and 'Networking'. A dropdown menu is open under 'Program', showing options like 'Agenda - All Meetings', 'Agenda by Meeting', 'Agenda by Day', 'My Agenda', 'CME & MOC', 'ACR Disclosure Key', 'Meeting Evaluation', and 'Certificate of Participation'. The main banner features the text 'Welcome! 9 Meetings 4 Days 1 Location' and 'APRIL 28–MAY 1, 2022 • ORLANDO, FLORIDA'. Below the banner is the 'Agenda--All Meetings' section, which includes a 'VIEW MY AGENDA' button and options for 'CALENDAR VIEW', 'EXPORT', and 'PRINT'. The calendar view shows sessions for Thursday, April 28, and Friday, April 29. Two sessions are highlighted: 'EC01. Welcome Remarks' by Bethany Marston (Educators Conference) and 'RRW01. Welcome & Introduction' by Grant Schuler (Rheumatology Research Workshop).

Quick Start Guide

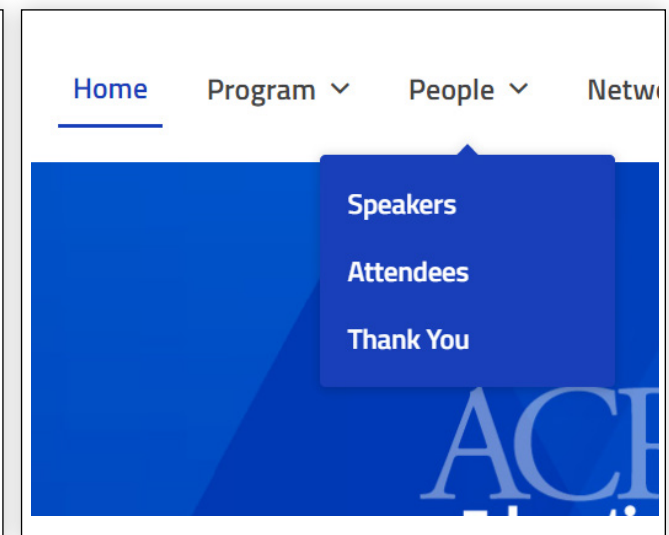
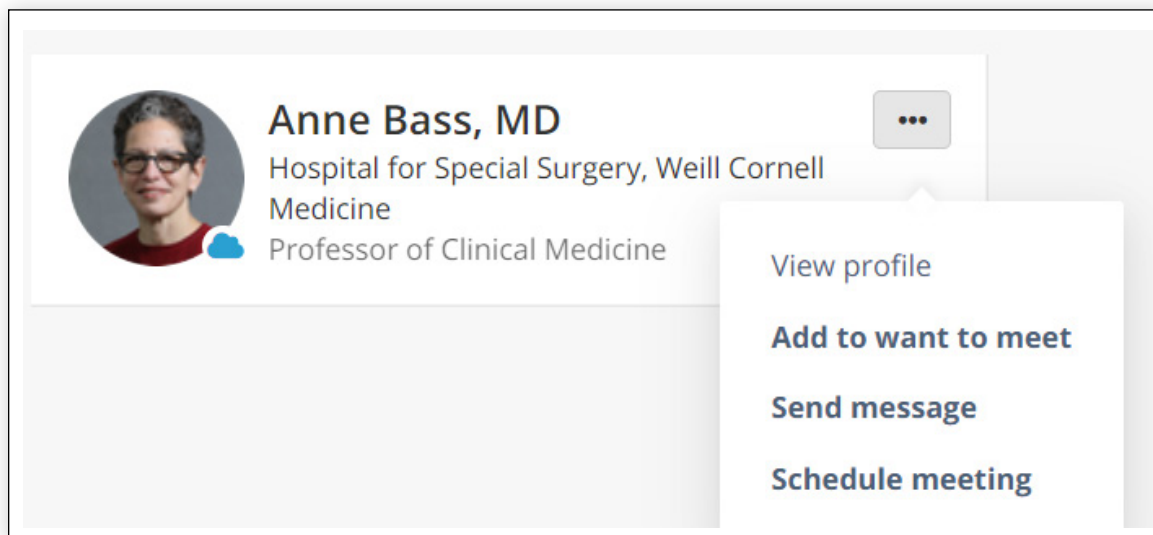


3 | Network with Experts & Peers

- Find **Speakers** and **Attendees** under **People** in the main navigation
- Scroll through the page or use the search filters to find people a number of ways
- Search areas of interest to find colleagues with interests similar to yours and connect 1:1 during the meeting
- Found someone you'd like to chat with directly? Click on the three dots located at the top right of a person's profile card to view their profile, add them to your **Want to Meet** list, send a message or schedule a 1:1 or group video chat.

QUICK TIP

All scheduled private meetings will be listed in **My Agenda** in the main navigation under **Program**



Quick Start Guide

ACR | Education Exchange
APRIL 28—MAY 1, 2022 • ORLANDO, FLORIDA



3 | Networking continued

- Find **Virtual Networking Sessions** in the main navigation under **Networking** and join our interactive sessions--simply click on a session to visit and connect with with our expert hosts, staff, and your colleagues.

AMERICAN COLLEGE
of RHEUMATOLOGY
Empowering Rheumatology Professionals

Virtual Networking

Thursday, April 28
12:30 PM EDT

VIRTUAL NETWORKING SESSION

VNS1: RISE Up with the ACR: How t... +

🕒 12:30 PM - 1:30 PM EDT

PROFESSIONAL DEVELOPMENT AND EDUCATION VIRTUAL

People ▾ Networking ▾ On-Site Info ▾

- Virtual Networking Sessions
- Schedule a Meeting
- Virtual Backgrounds

ACR
Education Exchange
APRIL 28—MAY 1, 2022 • ORLANDO, FLORIDA

Quick Start Guide



4 | Visit The Marketplace

- Find **Company Profiles** in the main navigation under **The Marketplace**, where you can find company information and resources
- You can search supporters in a variety of ways using the filters on the right side of the page
- Click the three dots found on each company and quickly view the supporter profile or add them to your **Want to Meet** list

Bookmark the site to easily return throughout the meeting and later!

Attending in person? Download the app from the App Store or Google Play (search **ACR Education Exchange 2022**).
[Learn more about using the app.](#)

Have questions?

Contact education@rheumatology.org

